

COLOR PALETTE

INDIAN RIDGE COMMUNITY



Created by:
Ana Moraes


Prepared for:
Indian Ridge Community

ENTRANCE GATE
CLUBHOUSE
EXTERIOR WALLS



A suggestion of darker colors in order to facilitate the maintenance and match the existing bricks and signs.

Painting the clubhouse ceiling in a lighter color is an option but please keep in mind that dark wood may create stain spots throughout the paint after a certain time.



Body



Accent



Wood - light stain color TBD

HOUSE MODEL 1:

BODY - CONCRETE CORNERS - SHUTTERS - GARAGE DOOR - MAIN DOOR - TRIMS



Model 1 - 1



Body



**Trims - Garage Door -
Concrete Corners**



Shutters - Main Door



Shutters - Main Door

HOUSE MODEL 1:

BODY - CONCRETE CORNERS - SHUTTERS - GARAGE DOOR - MAIN DOOR - TRIMS

Model 1 - 2



Body

SW 7566
Westhighland White



**Trims - Garage Door -
Concrete Corners**

SW 7008
Alabaster



**Shutters -
Garage Door -
Concrete corners**

SW 6519
Hinting Blue



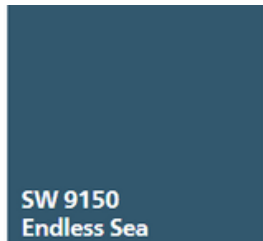
SW 6519
Hinting Blue



SW 6519
Hinting Blue



SW 6519
Hinting Blue



SW 9150
Endless Sea



SW 7076
Cyberspace

Main Door

HOUSE MODEL 1:

BODY - CONCRETE CORNERS - SHUTTERS - GARAGE DOOR - MAIN DOOR - TRIMS

Model 1 - 3



Body

SW 7547
Sandbar



Trims - Garage Door -
Concrete Corners

SW 7008
Alabaster



SW 7535
Sandy Ridge



SW 7535
Sandy Ridge

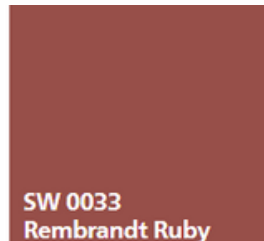


SW 7535
Sandy Ridge

Shutters -
Concrete corners



SW 7020
Black Fox



SW 0033
Rembrandt Ruby




SW 9115
Cowboy Boots

Main Door

HOUSE MODEL 2:

BODY - BRICKS - WOOD VERTICAL SIDING - SIDELIGHTS/TRANSOM - GARAGE DOOR - MAIN DOOR - TRIMS



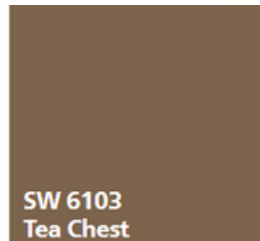
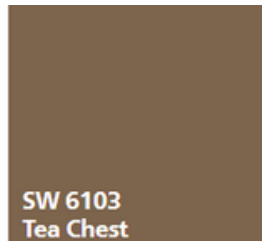

Model 2 - 1



Body



Trims - Garage Door -
Concrete Corners



Wood Vertical Siding
Main Door



Main Door

HOUSE MODEL 2:

BODY - BRICKS - WOOD VERTICAL SIDING - SIDELIGHTS/TRANSOM - GARAGE DOOR - MAIN DOOR - TRIMS


Model 2 - 2




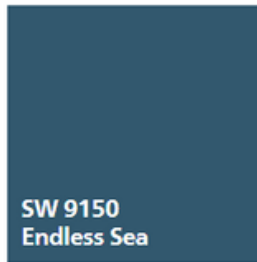
Body



Trims - Garage Door -
Sidelights/Transom



Wood Vertical Siding
Main Door




Main Door

HOUSE MODEL 2:

BODY - BRICKS - WOOD VERTICAL SIDING - SIDELIGHTS/TRANSOM - GARAGE DOOR - MAIN DOOR - TRIMS

Model 2 - 3



SW 6679
Full Moon

Body
(Yellow palette)

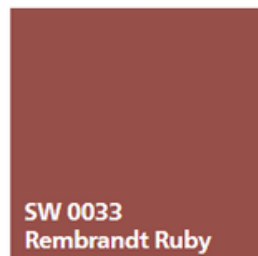


SW 7008
Alabaster

**Trims - Garage Door -
Sidelights/Transom
Vertical Siding**




SW 0016
Billiard Green




SW 0033
Rembrandt Ruby

Main Door



HOUSE MODEL 3:

BODY - STONES- VERTICAL SIDING - CONCRETE POSTS - GARAGE DOOR - MAIN DOOR - TRIMS



Model 3 - 1



Body

SW 0011
Crewel Tan

**Trims - Garage Door - Posts
Accent (gable vent)**

SW 7008
Alabaster

**Vertical Siding
Accent (gable vent)**

SW 0012
Empire Gold

SW 0013
Majolica Green



Main Door

SW 0016
Billiard Green

SW 0016
Billiard Green

HOUSE MODEL 3:

BODY - STONES- VERTICAL SIDING - CONCRETE POSTS - GARAGE DOOR - MAIN DOOR - TRIMS

Model 3 - 2



SW 0066
Cascade Green

**Body
Vertical Siding**

SW 7008
Alabaster

**Trims - Garage Door - Posts
Accent (gable vent)
Main Door**

SW 0016
Billiard Green

SW 7076
Cyberspace

Main Door

HOUSE MODEL 3:

BODY - STONES- VERTICAL SIDING - CONCRETE POSTS - GARAGE DOOR - MAIN DOOR - TRIMS

Model 3 - 3



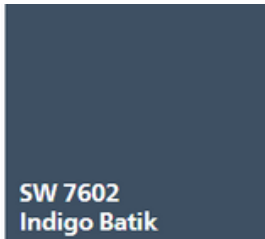
SW 6242
Bracing Blue

**Body
Vertical Siding**



SW 7008
Alabaster

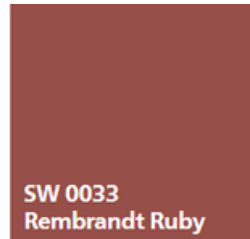
**Trims - Garage Door - Posts
Accent (gable vent)
Main Door**



SW 7602
Indigo Batik



SW 7076
Cyberspace



SW 0033
Rembrandt Ruby

Main Door

- This color guideline presents 3 color schemes for each house model in order to create a nice-looking and harmonious neighborhood.
- Each scheme has more than one option for accents like the main door and shutters.
- Notice that the schemes can be used in different house models from the initial suggestion according to HOA prior approval.